

VES 100mm Range


- Suited for bathrooms and toilets
- Easy to install
- Quiet and efficient
- Extract rate of 85m³/hr, 23 litres per second
- ABS thermoplastics for strength, durability, aesthetics and easy cleaning
- Single phase induction motor with pre-oiled bearings for a long, maintenance free life
- Pullcord, timer and humidistat version available
- Complies with the Building Regulations on Ventilation (F1)



Slimline Bathroom Fan

The VES range offers performance of 23l/s whilst being slimline and blends in when surfaced mounted to offer an unobtrusive finish.

Electrical

220-240V AC 50Hz  Single Phase consuming 14 Watts. The fan is double insulated and does not require an earth. All wiring must comply with current IEE regulations. A double pole isolating switch, have a contact separation of at least 3mm in all poles must be used with a 3amp fuse fitted.

Additional Data

Maximum pressure: 20 Pa
Fan Speed: 2400 rpm
Sound: 41dB(A)
Maximum operating temperature: 40°C

Models

VES100S

Standard Extractor Fan.

VES100P

As above supplied with Pullcord switch.

VES100T

Timer model incorporating integral adjustable electronic timer (1-20mins).

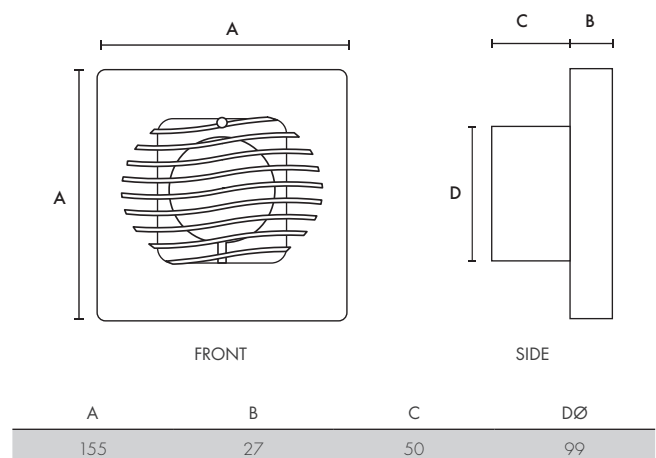
VES100H

Humidity control which is adjustable between 40% RH and 95% RH. Complete with integral adjustable timer (1-20mins).

VES100HP

As above with pullcord override switch. Requires no switched live.

Dimensions (mm)



VES120mm Range

- Suited for bathrooms and toilets
- Easy to install
- Quiet and efficient
- Extract rate of 130m³/hr, 36 litres per second
- ABS thermoplastics for strength, durability, aesthetics and easy cleaning
- Single phase induction motor with pre-oiled bearings for a long, maintenance free life
- Pullcord, timer and humidistat version available
- Complies with the Building Regulations on Ventilation (F1)



Slimline Bathroom Fan

The VES range offers performance of 36l/s whilst being slimline and blends in when surfaced mounted to offer an unobtrusive finish.

Electrical

220-240V - AC, 50Hz . Single phase consuming 15.5 Watts. These fans are double insulated and does not require an earth. All wiring must comply with current IEE regulations. A double pole isolating switch, having a contact separation of at least 3mm in all poles, must be used with a 3 amp fuse fitted. The fan must not be accessible to a person using either the shower or bath and mounted a minimum of 1.8 metres from the floor.

Additional Data

Maximum pressure: 35 Pa
Fan speed: 2000 rpm
Sound volume: 41.0 dB(A)
Maximum operating temperature: 40°C

Models

VES120S

Standard model for remote switching.

VES120P

As above supplied with pullcord switch.

VES120T

Timer model incorporating integral adjustable electronic timer (1-20 mins).

VES120TP

As above but with pullcord override switch. Requires no switched live.

VES120H

Humidity control which is adjustable between 40% RH and 95% RH. Complete with integral adjustable timer (1-20 mins).

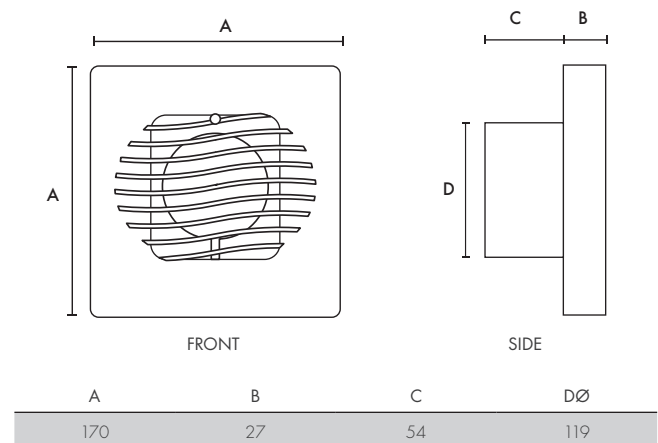
VES120HP

As above but with pullcord override switch. Requires no switched live.

VES120PIR

PIR activated model which switches on as a person enters the room and runs on after the room is vacated. There is no need to connect to a separate switch Timer adjustable between 1-20 mins. Requires no switched live.

Dimensions (mm)



VES150mm Range


- Suited for kitchen, utility or large bathroom Ventilation
- Quiet and efficient
- Extract rate of 230m³/hr, 64 litres per second
- ABS thermoplastics for strength, durability, aesthetics and easy cleaning
- Single phase induction motor with pre-oiled bearings for a long, maintenance free life
- Pullcord, timer and humidistat version available
- Designed to comply with the Building Regulations on Ventilation (F1)



Slimline Bathroom Fan

The VES range offers performance of 64l/s whilst being slimline and blends in when surfaced mounted to offer an unobtrusive finish. High performance makes the 150mm perfect for kitchen use.

Electrical

220-240V AC 50Hz  Single Phase consuming 14 Watts. The fan is double insulated and does not require an earth. All wiring must comply with current IEE regulations. A double pole isolating switch, have a contact separation of at least 3mm in all poles must be used with a 3amp fuse fitted.

Additional Data

Maximum pressure: 50 Pa
Fan Speed: 2400 rpm
Sound: 41dB(A)
Maximum operating temperature: 40°C

Models

VES150S

Standard model for remote switching.

VES150P

As above supplied with Pullcord switch.

VES150T

Timer model incorporating integral adjustable electronic timer (1-20mins).

VES150H

Humidity control which is adjustable between 40% RH and 95% RH.

VES150HP

As above with pullcord override switch. Requires no switched live.

Dimensions (mm)

